


STANDBY PRODUCT PROFILE 2003/02

OCTOBER 2003

PRODUCT PROFILE



PHOTOCOPIERS

AUSTRALIA'S STANDBY POWER STRATEGY 2002 - 2012

AN INITIATIVE OF THE MINISTERIAL
COUNCIL ON ENERGY FORMING
PART OF THE NATIONAL
GREENHOUSE STRATEGY

The National Appliance and Equipment Energy Efficiency Committee seeks comment on this proposal from any interested person or organisation.

Please email comments to:

energy.efficiency@greenhouse.gov.au

Alternatively, hard copy comments can be mailed to:

Photocopier Product Profile
Equipment, Appliances & Transport Team
Built Environment & Communities Branch
Australian Greenhouse Office
GPO Box 621
CANBERRA ACT 2601

Comments received by 30 December 2003 will assist in determining the final form of the policy proposals taken to government regarding Photocopiers.

An electronic version of this Standby Product Profile and other Profiles released for public discussion can be obtained from www.energyrating.gov.au under standby.

CONTENTS

Product Description - Photocopiers Summary	3
Current Ownership and Trends	4
Relevant Modes for the 'One Watt' Power Plan	5
Known Standby Data	5
Greenhouse Emissions	7
Current Overseas Policies and Trends	7
Government Target	12
Government Proposals to Achieve this Target	13
References	14



PRODUCT DESCRIPTION

Modern electrostatic photocopiers use a rotating charged drum as the image transfer medium and photocopying usually involves the following six steps: charging, exposure, development, transfer, fixing and cleaning. The latest generation of photocopiers are capable of digital copying and connection with computer networks.

CURRENT OWNERSHIP AND TRENDS

SALES

Photocopiers first appeared on the market in Australia in the late 1950's. Information relating to the stock profile for photocopiers in Australia is limited, however sales data taken from ABS import statistics (see Table 1) has been used to estimate stocks for this report.

This data suggests that sales have been falling since 1996. This may be explained by the increase in multi-function devices (MFDs), and the growth in faster computer printers enabling their use for limited copying activities. This period also coincides with the rapid expansion in email availability in Australia, and many functions which may previously have required the copying of hard copies can be substituted by electronic attachments.

Based on available information in Australia, it is assumed that sales have grown consistently since the 1950's to a peak in the mid-1990's and have subsequently fallen with the introduction of alternative technology. Figure 1 shows the results of a stock and sales model devised for this analysis, compared to the import data.

STOCK

US studies have found the average lifetime of a photocopier in the US is 6 years [LBL 2001]. Based on this, and the sales data above, modelling shows that stock reached a peak of approximately 700,000 units in 1995. It is estimated that the 2003 stock is 600,000 units and that this may fall to less than 500,000 units by 2012.

TABLE 1: IMPORT DATA FOR PHOTOCOPIERS [ABS 2002]

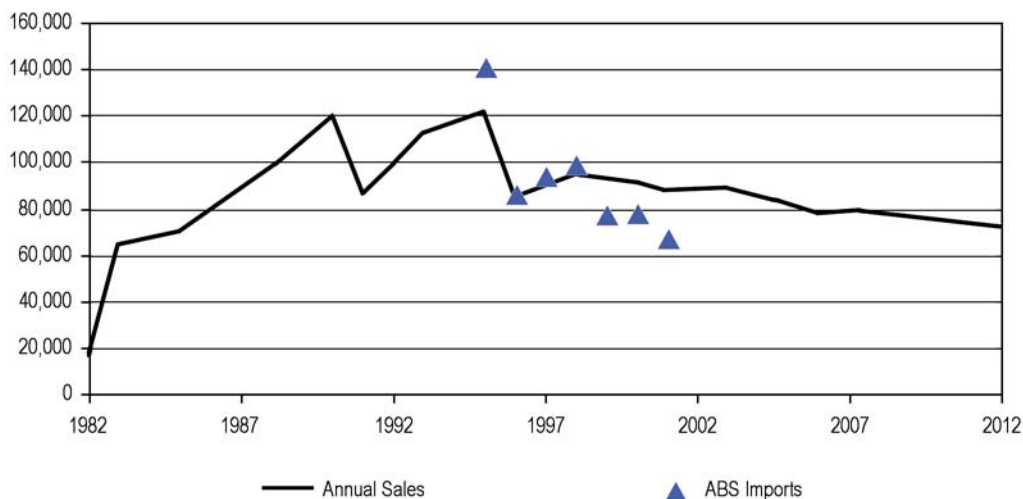
Year	Photocopier Imports*			
	Type 1	Type 2	Type 3	Total
1995	117,524	5,527	17,639	140,690
1996	71,836	194	14,119	86,149
1997	75,648	2,120	16,244	94,012
1998	79,147	5,887	13,893	98,927
1999	66,440	6,105	5,129	77,674
2000	68,754	3,179	6,025	77,958
2001	62,021	1,332	3,892	67,245

*Type 1: Photo-copying apparatus incorporates an optical system of the contact type and thermo-copying apparatus

Type 2: Electrostatic colour photo-copying apparatus reproducing the original image directly onto the copy (direct process).

Type 3: Electrostatic black & white photo-copying apparatus reproducing the original image directly onto the copy (direct process).

FIGURE 1: ESTIMATED PHOTOCOPIER SALES [MEA 2003] COMPARED TO IMPORTS DATA [ABS 2002]



The recent appliance use survey of Australian households [NAEEEC 2001] found that 4.4% of households owned a photocopier and that ownership rates were 0.047 per household, equating to a total of around 320,000 units in the residential sector. This suggests that 300,000 photocopiers exist in the commercial and government sectors. However, it should be noted that many domestic machines are likely to be small and rarely used while photocopiers in the commercial sector will be considerably larger and highly active.

RELEVANT MODES FOR THE 1 WATT POWER PLAN

Photocopiers in the Australian stock have up to four primary modes of operation. These modes are defined as follows:

- > **active mode:** performing the unit's primary task (ie photocopying);
- > **active standby mode:** switched on and ready to copy, but not copying;
- > **passive standby mode:** after a period of time some units switch to a lower power mode for the purpose of energy conservation. This is sometimes referred to as 'sleep' mode; and
- > **off mode:** connected to mains power, but switched off by the user, or by an auto-off function.

Active mode is not generally considered relevant for the standby power plan, although active mode power consumption and patterns of use are important in determining total energy consumption of photocopiers.

A new Australian and New Zealand Standard based on IEC 62301 (Household Electrical Appliances – Measurement of Standby Power) and the Testing

Conditions for Energy Star Measurement Copiers will be developed to test passive and off modes in photocopiers. Australian and New Zealand will adopt the general test method as AS/NZS 62301 in 2003 and it is proposed that a the test method for photocopiers is developed as a part of this standard.

KNOWN STANDBY DATA

Limited data is available for energy consumption by photocopiers in Australia in any mode. The NAEEEC Residential Survey measured only one unit, with standby consumption of 33.9 Watts and off load of 0.1 Watts [NAEEEC 2001]. The average standby consumption (where known) of currently registered Energy Star products is 97.3 Watts, with values ranging from 14 to 205 Watts, while their off mode consumption is 8.9 Watts, with values ranging from 0 to 20 Watts. The standby consumption of these products is plotted in Figure 2. The lines on this graph represent the existing Energy Star limits, an industry proposal for new Energy Star thresholds, and the performance level of the best 25% of copiers on the market in the US in 2001-02.

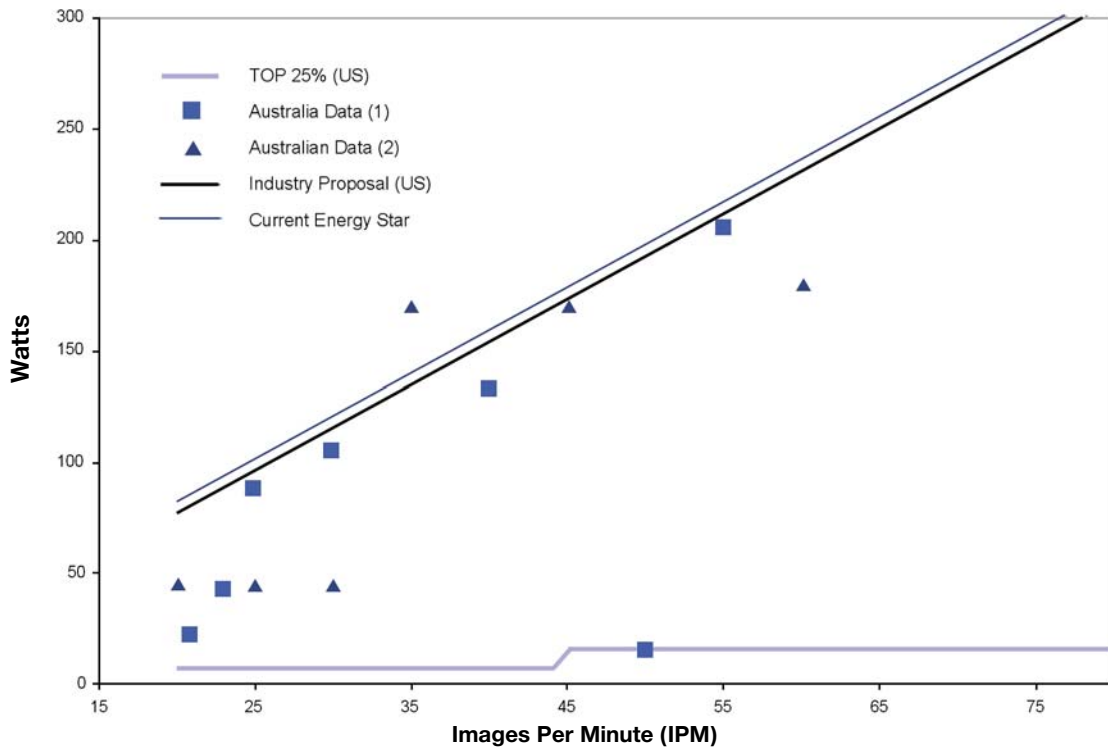
Australian performance data appears comparable to information from US studies. Power consumption estimates for US photocopiers (1999 stock) are outlined in Table 2.

In the US, average power consumption for commercial/ industrial copiers is 183 Watts (Active) 76 Watts (Standby) and 8.5 Watts (Off). In the domestic sector average power consumption is estimated to be 115 Watts (Active) 62 Watts (Standby) and 1.4 Watts (Off). It should be noted that off mode consumption for domestic sector copiers is based on the assumption that most are energy star compliant.

TABLE 2: POWER CONSUMPTION FOR PHOTOCOPIERS [LBL 2001]

Equipment Type	Operating mode		
	Active (Watts)	Standby (Watts)	Off (Watts)
Low Speed < 21cpm	115	62	1.4
Mid Speed 21-44 cpm	180	75	14.1
High Speed > 44 cpm	290	97	11.4
Australian Energy Star	none	97.3 (14 - 205)	8.9 (0 - 20)

FIGURE 2: AUSTRALIAN REGISTERED ENERGY STAR COPIERS, PROPOSED NEW ENERGY STAR CRITERIA



*Note: IPM = Images Per Minute (approximately equivalent to PPM, pages per minute)
 See Table 6 for further definitions.
 It is assumed that most of the registered copiers are Mono EP.*

FIGURE 3: ESTIMATED GREENHOUSE EMISSIONS BY MODE AND SECTOR [MEA 2003]

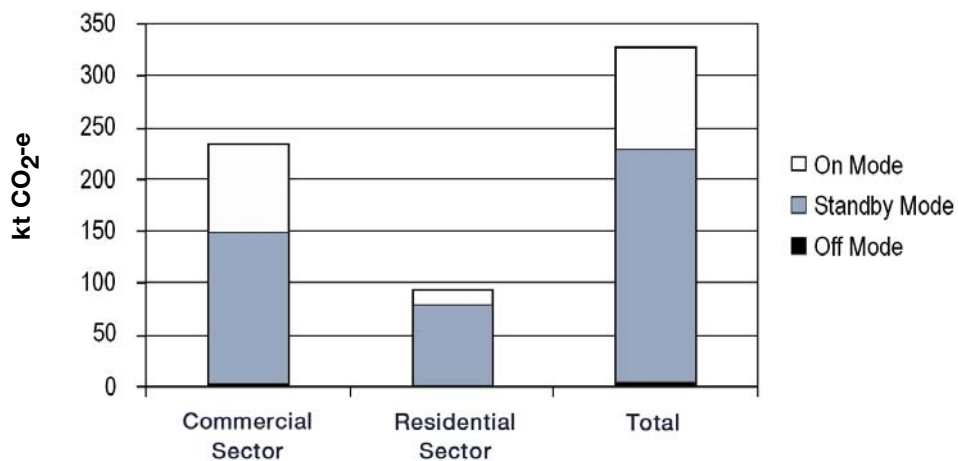


TABLE 3: USAGE PATTERNS FOR PHOTOCOPIERS IN THE US [LBL 2001]

Sector	Usage Patterns (hours/week)		
	Active	Standby	Off
Residential Usage	7	69	92
Commercial Usage	27	113	28

GREENHOUSE EMISSIONS

It is estimated that the annual energy consumption due to photocopiers in Australia is approximately 290 GWh, equivalent to total greenhouse emissions of approximately 330 ktCO₂-e.

As can be seen in Figure 3, emissions in standby mode account for 70% of the total, primarily as a result of long hours in standby mode estimated for copiers in the commercial sector. Emissions from off mode are negligible. If Australian copiers matched the performance of the top 25% of US models, 90% of greenhouse emissions from standby mode would be cut, and nearly 80% of emissions due to off mode.

Greenhouse emissions have been modelled using surveys of usage patterns in the US shown in Table 3. Further survey of usage patterns in Australia is required to confirm whether these assumptions are accurate.

CURRENT OVERSEAS POLICIES AND TRENDS

Several countries throughout the world have introduced programs (both mandatory and voluntary) for minimising the standby power consumption of

photocopiers. These programs are described in the following section. Most country efficiency programs are based around automatic off and low power modes.

THE UNITED STATES OF AMERICA

EXECUTIVE ORDER 13221

The recent US Executive Order 13221 requires that federal agencies purchase products using no more than one watt in their standby power consuming mode [US Gov 2001]. In accordance with this the US Federal Environment Management Program (FEMP) has set a recommended standby level (where standby is defined as the lowest power consumption when connected to the mains) of ≤ 1.0 Watt for photocopiers.

ENERGY STAR

The US Energy Star label is a voluntary label awarded to products that meet key energy efficiency criteria, which may include standby specifications. At this stage the program targets a range of office equipment and home electronics products. The Energy Star specifications for standard-format copiers are contained in Table 4.

TABLE 4: ENERGY STAR SPECIFICATIONS FOR STANDARD FORMAT PHOTOCOPIERS

Copier operating mode	Copier speed (copies per minute)	Maximum consumption (watts)	Default time to standby mode
Off mode (automatic)	< 20 cpm	≤ 5 W	≤ 30 mins
	> 20 < 44 cpm	≤ 15 W	≤ 60 mins
	> 44 cpm	≤ 20 W	≤ 90 mins
Passive standby mode	< 20 cpm	NA	NA
	> 20 < 44 cpm	3.85 x cpm + 5	15 mins (30 sec recovery)
	> 44 cpm	3.85 x cpm + 5	15 mins (30 sec recovery recommended)

TABLE 5: ENERGY STAR SPECIFICATIONS FOR LARGE FORMAT PHOTOCOPIER SPECIFICATIONS

Copier operating mode	Copier speed (copies per minute)	Maximum consumption	Default time to standby mode
Off mode (automatic)	< 40 cpm	≤ 10 W	≤ 30 mins
	> 40 cpm	≤ 20 W	≤ 90 mins
Passive standby mode	< 40 cpm	NA	NA
	> 40 cpm	3.85 x cpm + 5	15 mins (30 sec recovery)

Energy Star specifications for large-format copiers are contained in Table 5.

The Energy Star requirements for photocopiers and other imaging equipment are currently under review, with the specifications due to be finalized by April-May 2004. The US EPA have received a proposed new set of eligibility criteria from the Information Technology Industry Council (ITIC)¹ which have been summarised in Table 6 opposite.

Further details can be viewed at:

http://www.energystar.gov/index.cfm?c=revisions.img equip_spec

The EPA is currently considering this proposal and has indicated that off mode consumption will be included in the new criteria. Based on data analysed by the EPA, the levels proposed by ITIC are less stringent than the performance of the top 25% of products in the market, a threshold which is typically used to set Energy Star levels.

ENERGY STAR IN OTHER COUNTRIES

Because of the global nature of product markets, several other countries have agreed to join the Energy Star program and adopt some or all of the Energy Star criteria for products. All of the Energy Star partners (the European Union, Australia and New Zealand, Canada, Japan and Taiwan) have adopted Energy Star criteria for photocopiers. Brazil and Mexico are other countries that have also expressed interest in the program [IEA 2001].

EUROPE AND THE UNITED KINGDOM

NORDIC SWAN AND BLAUER-ENGEL (BLUE ANGEL) ECO-LABELS

These are voluntary labelling systems which cover 'cradle to the grave' environmental impacts and set standby criteria for photocopiers and other products. The Nordic Swan Eco-label is the official eco-label in Norway, Sweden, Denmark, Finland and Iceland; and the Blue Angel Eco-label is used in Germany. Note that the European Union Eco-label, which is similar to the Nordic Swan and Blue Angel Eco-labels, does not apply to photocopiers.

¹ Information on the ITIC proposal can be obtained from Ken Salaets, Information Industries Information Council, ksalaets@itic.org

TABLE 6: ENERGY STAR REQUIREMENTS FOR PHOTOCOPIERS PROPOSED BY THE INFORMATION TECHNOLOGY INDUSTRY COUNCIL

Small Format, Letter/A4 Format, Ledger/A3 Format	Standby (Sleep 1)				Automatic Off		Plug-in Off
	Claimed Speed	Power Allowance (Watts)	Default Delay Time (Minutes)	Recovery Time (Seconds)	Power Allowance (Watts)	Default Delay Time (Minutes)	Power Allowance (Watts)
Mono EP, Monochrome Thermal Transfer	0 < IPM ≤ 20	Not applicable	Not applicable	Not applicable	≤ 5	≤ 15 to ≤ 30 depending on speed	≤ 2
	20 < IPM	≤ (3.85 x IPM)	≤ 15	≤ 30	≤ 10 to ≤ 15 depending on speed	≤ 60 to ≤ 90 depending on speed	≤ 2
Parallel Colour EP, Colour Thermal Transfer, Serial Colour EP	0 < IPM ≤ 20	Not applicable	Not applicable	Not applicable	≤ 5	≤ 15 to ≤ 30 depending on speed	≤ 2
	20 < IPM	≤ (6 x IPM) + 70	≤ 15	≤ 30	≤ 15 to ≤ 20 depending on speed	≤ 60 to ≤ 90 depending on speed	≤ 2
Mono IJ, Colour IJ, Dye Sublimation	0 < IPM ≤ 20	Not applicable	Not applicable	Not applicable	≤ 5	≤ 15 to ≤ 30 depending on speed	≤ 2
	20 < IPM	≤ 40 to ≤ 70 depending on speed	≤ 15	≤ 30	≤ 15 to ≤ 20 depending on speed	≤ 60 to ≤ 90 depending on speed	≤ 2
LARGE FORMAT All technologies	0 < IPM ≤ 20	Not applicable	Not applicable	Not applicable	≤ 30	≤ 15 to ≤ 30 depending on speed	≤ 3
	20 < IPM	≤ (4.85 x IPM) + 5	≤ 15	≤ 30	≤ 30	≤ 60 to ≤ 90 depending on speed	≤ 3

The following definitions apply:

Monochrome Electrophotography (Mono EP): Products using this technology are commonly called Laser Printers, LED Printers, Laser Fax Machines and Copy Machines.

Serial Colour Electrophotography (Serial Colour EP): Products with this marking technology are commonly called Colour Laser Printers, Colour LED Printers or Colour Copiers.

Parallel Colour Electrophotography (Parallel Colour EP): Products with this marking technology are commonly called Colour Laser Printers, Colour LED Printers or Colour Copiers.

TABLE 7: BLUE ANGEL ECO-LABEL STANDBY CRITERIA FOR PHOTOCOPIERS

Photocopier operating mode	Copier speed (copies per minute)	Maximum consumption	Default time to standby mode
Off mode	≤ 20 cpm	≤ 2 W	
	> 20 cpm	≤ 5 W	
Off mode (automatic)	≤ 20 cpm	< 5 W	≤ 30 mins
	21 - 44 cpm	< 10 W	≤ 60 mins
	> 44 cpm	< 15 W	≤ 90 mins
Low power mode (passive standby)	≤ 20 cpm	NA	NA
	21 - 44 cpm	3.85 x cpm + 5	≤ 15 mins (30 sec recovery)
	> 44 cpm	3.85 x cpm + 5	≤ 15 mins (recommended 30 sec recovery)

The Nordic Swan criteria are the same as the Energy Star criteria (see Table 4 and Table 5). The Blue Angel Eco-label standby criteria for photocopiers are set out in Table 7.

are considerably lower than the current equivalent performance requirements for the Energy Star program. The GEEA specifications for large format photocopiers (to be implemented by 2003) are equal to the Energy Star criteria (see Table 5).

GEEA (FORMERLY GEA) LABEL

The Group for Energy Efficient Appliances (GEEA), made up of government agencies and institutions from several European countries, has introduced a labelling system for a range of appliances which includes photocopiers.

SWITZERLAND'S ENERGY 2000 LABEL

Under the SwissEnergy program (formerly Energy 2000), the Energy 2000 label is applied to a range of products including photocopiers. The GEEA coordinates the standby criteria for Energy 2000 labelled appliances (see section above re GEEA).

Table 8 shows the GEEA standby criteria for standard format photocopiers. It should be noted that these

TABLE 8: GEEA STANDBY CRITERIA FOR STANDARD FORMAT PHOTOCOPIERS

Standby mode	Copier speed (copies per minute)	Maximum power consumption (watts)	
		Implemented by 2003	Implemented by 2004
Off mode	≤ 20 cpm	1 W (preset default < 30 min)	1 W (preset default < 30 min)
	21 - 44 cpm	10 W (< 60 min)	5 W (< 60 min)
	> 44 cpm	15 W (< 90 min)	10 W (< 90 min)
Low power mode (passive standby)	≤ 20 cpm	1.5 x cpm (default delay/recovery time: 5 min / 10 sec)	1.5 x cpm (default delay/recovery time: 5 min / 10 sec)
	> 20 cpm	3.85 x cpm + 5 (15 min/30sec)	3.85 x cpm + 5 (15 min/30sec)

SWISS ORDINANCES:

Swiss legislation allows for voluntary agreements relating to standby power consumption followed by the introduction of ordinances if the agreements do not meet their objectives. The Swiss government has made voluntary agreements with two trade associations (representing enterprises in business and consumer electronics, computer and software, and household appliance markets). [IEA 2001] The Swiss Ordinances criteria for photocopiers are shown in Table 9.

TABLE 9: SWISS ORDINANCES CRITERIA FOR PHOTOCOPIERS

	Maximum standby power consumption	Maximum off mode power consumption
Photocopiers	27 W	1 W

KOREA

The Korea Energy Management Corporation (KEMCO) supervises the implementation of the Energy-saving Office Equipment & Home Electronics Program (locally called "Energy Boy") which uses an endorsement label on qualifying products. This is a voluntary partnership between manufacturers and KEMCO to reduce the standby electricity used by products including photocopiers.

The Program sets standby power consumption standards for photocopiers which are equal to the Energy Star criteria (see Table 4 and Table 5). By Regulation, all public institutions in Korea must purchase photocopiers (and other energy saving office equipment) with the energy saving label attached. [IEA 2002b].

JAPAN

Three major Japanese manufacturers associations have set voluntary targets for products which require standby power for operating their functions, to reduce this standby power to 1 W or less by fiscal year 2003. Their voluntary target for standby power of other products is close to zero by the end of fiscal year 2003. [IEA 2002a]

In 1999 the criteria for copying machines under the 'Top Runner' program were updated from the levels set in 1994. The new criteria set the maximum standard energy consumption efficiency, measured in watt-hours and apply to products sold in Japan during the period

April 2006 to March 2007. The maximum consumption limits includes a period of time in both active and standby modes. Table 10 shows the maximum allowable consumption for A4 copying machines.

TABLE 10: MAXIMUM ALLOWABLE CONSUMPTION FOR A4 PHOTOCOPYING MACHINES, 2006-07, JAPAN TOP RUNNER.

Copying speed	Standard energy consumption efficiency (Wh)
≤ 10 sheets per minute	11
11 ≤ 20 sheets per minute	17
21 ≤ 30 sheets per minute	69
31 ≤ 40 sheets per minute	88
41 ≤ 50 sheets per minute	123
51 ≤ 60 sheets per minute	144
61 ≤ 70 sheets per minute	180
71 ≤ 80 sheets per minute	200
81 ≤ 85 sheets per minute	258

SUMMARY

The US EPA Energy Star program, as the only international program for promoting energy efficient photocopiers, is the basis for most other overseas programs. The majority of programs focus on limits to off mode and standby energy consumption. Japan is the only country which currently includes active mode consumption in its criteria and this scheme was developed by industry.

There is a distinct trend towards more stringent power requirements in the more recent programs, and this is clearly seen with the proposals for the new automatic off mode Energy Star criteria. While the functionality of copiers has increased, so too has the efficiency of products and this has allowed the setting of lower thresholds for both off and standby power consumption.

GOVERNMENT TARGET

Australian governments have determined to use off and standby consumption as the basis for setting efficiency targets, rather than a combination of low power modes and on mode, as in Japan. Furthermore, Australian governments propose to follow the US EPA lead, promoted within the Energy Star scheme. Australia through the Australian Greenhouse Office, has a long-term commitment to working with the Energy Star program and, more generally, working cooperatively within internationally supported product development programs.

Australia will continue support for the international scheme (lead by US EPA) in following the proposed more stringent Energy Star criteria, and the inclusion of (automatic) off mode limits not greater than 2 Watts for all photocopiers other than large format copiers (where the off target will be 3 Watts). Australia proposes to use the standby energy consumption levels to be finalised by Energy Star in 2004 as the target for the new standby criteria. It is likely that these will fall between the levels proposed by US Industry and the top 25% performing products, as indicated in Table 6.

Australia proposes to adopt the new Energy Star criteria not earlier than 12 months after they become effective

in the US, which at this time is likely to be mid-2005. The target date in Australia for commencement is therefore mid 2006.

To provide a clear signal of the Australian target and to reinforce international efficiency developments, the new Energy Star criteria will be included as a voluntary requirement in the relevant Australian Standard as soon as possible.

Based on those criteria, Australian government agencies want industry to supply evidence that either:

1. At least 75% of product available for sale complies with the existing efficiency target (Table 4 or Table 5) in the year 2007 (these levels were first set in April 1995); or
2. At least 25% of product available for sale complies with the new more stringent Energy Star requirements (indicated in Table 6) by the year 2007 (the USA proposes to meet this target in mid-2005).

The absence of evidence showing photocopiers meeting either target by that year may trigger consideration of stage two of the National Standby Strategy involving mandatory measures.

GOVERNMENT PROPOSALS

Government intends to take the following actions to assist industry meet any targets adopted for copiers:

Voluntary Tool Available	Use for this product	Rationale	Date
Energy Star	✓	• This Program will continue to be supported and communicated to stakeholders, particularly emphasising the value of investing in Energy Star compliant copiers.	ongoing
		• NAEEEC will set the targets for copiers available in Australia that are Energy Star compliant.	- In this paper
		• MCE will consider creating Government Policy of purchasing Energy Star copier where available and fit for purpose. This policy will encourage suppliers to supply Government agencies with photocopiers that are Energy Star compliant.	3rd Q - 2003
		• Publish Energy Star Partner compliant copier data on a government website such as www.energystar.gov.au from 2004.	4th Q - 2003
Industry Code of Conduct	✗	• Not considered appropriate at this stage.	
Australian Standards	✓	• To communicate government expectations consistent with Energy Star levels in a new Australian Standard, likely to be a part of AS/NZS 62301.	Initiate 3rd Q - 2003
Annual in-store survey	✓	• To collect data on all modes for new copiers and to analyse trends.	ongoing
Publish Statistics	✓	• NAEEEC will highlight the range of performances of photocopiers in the marketplace through publishing data on a website or other means.	ongoing
		• NAEEEC will also consider highlighting manufacturers who are not Energy Star partners.	Initiate 3rd Q - 2004

Government will announce whether this product should be targeted for stage two intervention under the National Standby Power Strategy (involving possible regulatory intervention) or whether the above-mentioned actions together with industry intervention have been successful in meeting the target at the NAEEEC Forum in the year:

2008

REFERENCES

- ABS 2002, Imports of Photocopying Apparatus (9009), October 2002, Australian Bureau of Statistics.
- EPA 2003, www.energystar.gov - specifications
- IEA 2001, *Energy Efficiency Standards & Labelling, November 2001*, seminar organised by the IEA and the State Economic and Trade Commission (SETC), China. See www.iea.org.
- IEA 2002a, *Energy Efficiency Policies: Japan*, December 2002. See www.iea.org.
- IEA 2002b, *Energy Efficiency Policies: Korea*, July 2002. See www.iea.org.
- LBL 2001, *Electricity Used by Office Equipment and Network Equipment in the U.S.*, Lawrence Berkeley Laboratories, 2001.
- MEA 2003, Modelling undertaken for this analysis. Mark Ellis and Associates, Sydney May 2003.
- NAEEEC 2001, *Quantification of residential standby power consumption in Australia: Results of Recent Survey Work*, Final Report for the NAEEEC by EES & Energy Consult, April 2001.
- US Gov 2001, www.whitehouse.gov/news/releases/2001/07/20010731-10.html

The National Appliance and Equipment Energy Efficiency Committee seeks comment on this proposal from any interested person or organisation.

Please email comments to:

energy.efficiency@greenhouse.gov.au

Alternatively, hard copy comments can be mailed to:

Photocopier Product Profile
Equipment, Appliances & Transport Team
Built Environment & Communities Branch
Australian Greenhouse Office
GPO Box 621
CANBERRA ACT 2601

Comments received by 30 December 2003 will assist in determining the final form of the policy proposals taken to government regarding Photocopiers.

An electronic version of this Standby Product Profile and other Profiles released for public discussion can be obtained from www.energyrating.gov.au under standby.