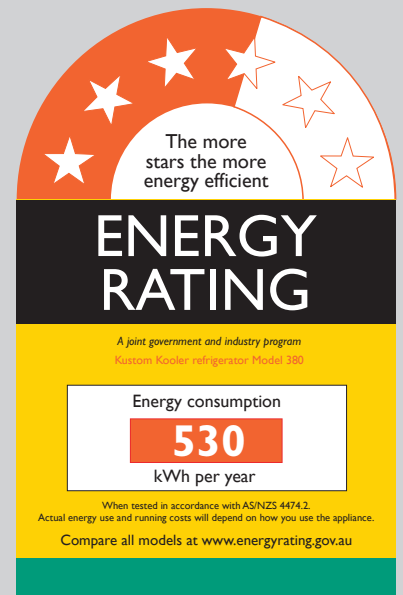


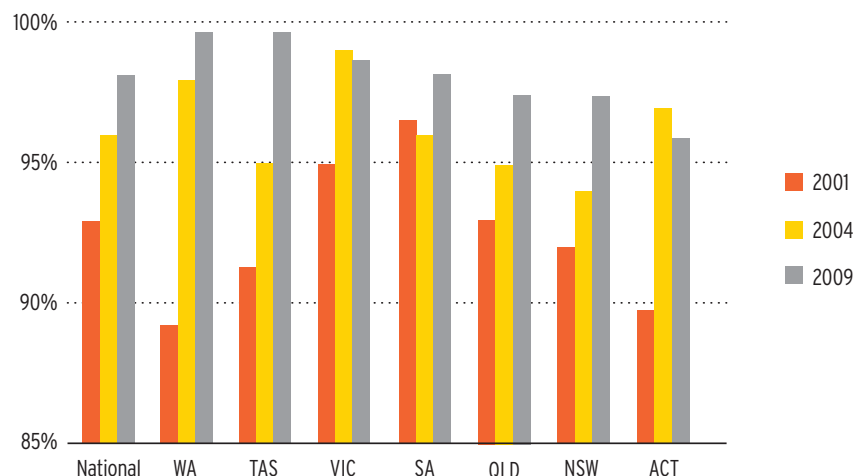
Energy Efficiency Labelling for Whitegoods

Compliance improving throughout Australia



According to the latest survey conducted throughout Australia during May 2009, over 98% of whitegoods meet the requirement to carry an energy efficiency rating label. Inspecting about 25,000 appliances in 256 retail outlets¹, regulatory authorities found that less than one appliance in every hundred offered for sale in Western Australia and Tasmania failed to display the rating label, with other states not far behind. These results demonstrate the continued improvement in compliance over this decade, with the national average rising from 93% in 2001 and 96% in 2004 (Figure 1).

Fig 1: Rate of compliance by jurisdiction, Australia 2001-2009

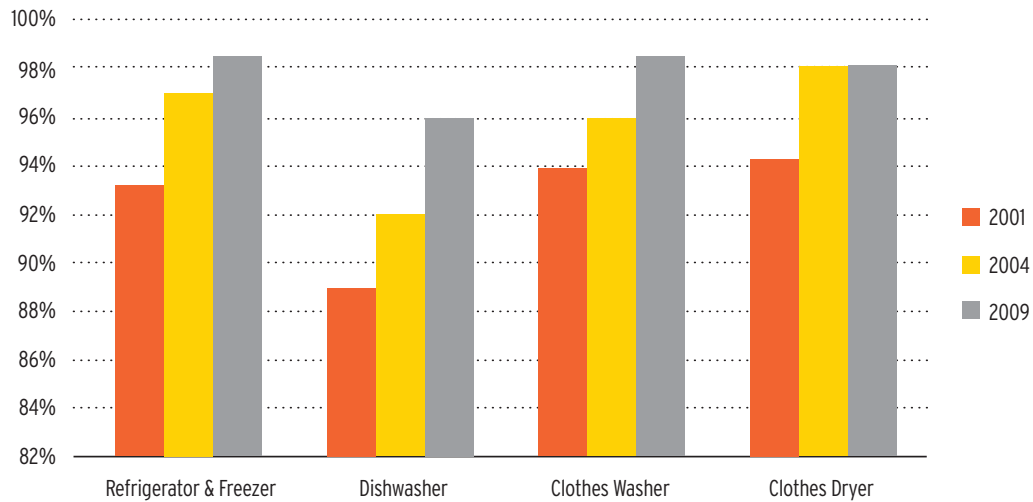


Since 2001, there has been a major improvement in all jurisdictions surveyed, with Western Australia jumping from the lowest rate of compliance in 2001 (89.2%) to the highest in 2009 (99.7%). Several high profile enforcement actions conducted in Western Australia during this period may have led to the rise in compliance rates.

¹The sample may represent as much as 20%-25% of appliances displayed on showroom floors in Australia during May 2009.

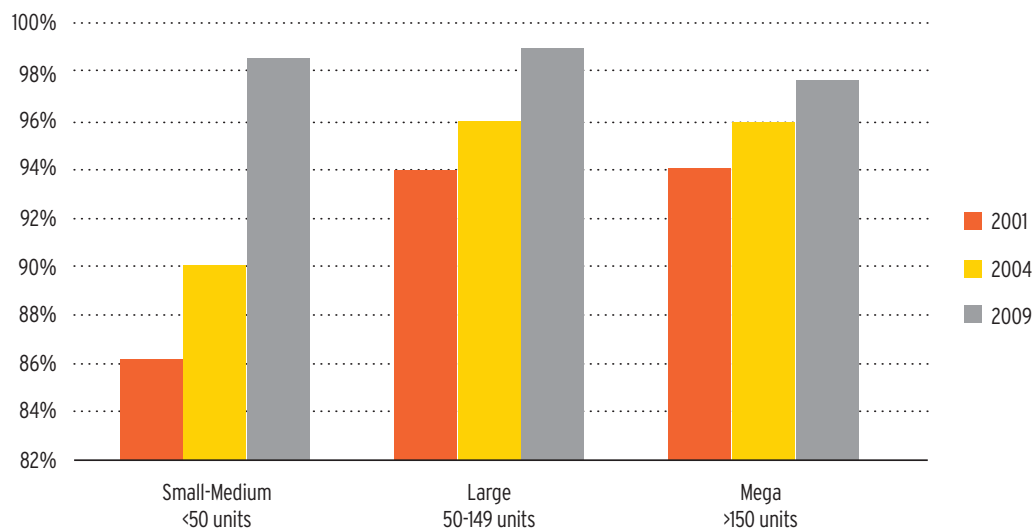
At least 98% of all refrigerators and freezers, clothes washers and clothes dryers carried an energy rating label in 2009 (Figure 2). Dishwashers were less likely to be labelled with a compliance rate of 96%, but they have shown the greatest improvement since 2001 when 89% of dishwashers sold carried a label.

Fig 2: Rate of compliance by appliance type, Australia 2001-2009



The 256 retail outlets surveyed in 2009 were spread across capital cities, suburban locations and rural areas, and included 29% of stores classed as ‘small-medium’, 39% of ‘large’ stores and 32% of ‘mega’ outlets. In 2001 and 2004 the small-medium stores performed far worse than the other store categories, but have improved so dramatically since then that the current survey found no difference between compliance rates amongst various sized stores (Figure 3).

Fig 3: Rate of compliance by store size, Australia 2001-2009



These latest results demonstrate an improvement on previous rates of compliance across all Australian jurisdictions and appliance types which has been achieved through the support of whitegood suppliers of the energy labelling scheme. This survey also found that more than 99% of all whitegood models that were inspected complied with state legal requirements for the registration of all models prior to being offered for sale.